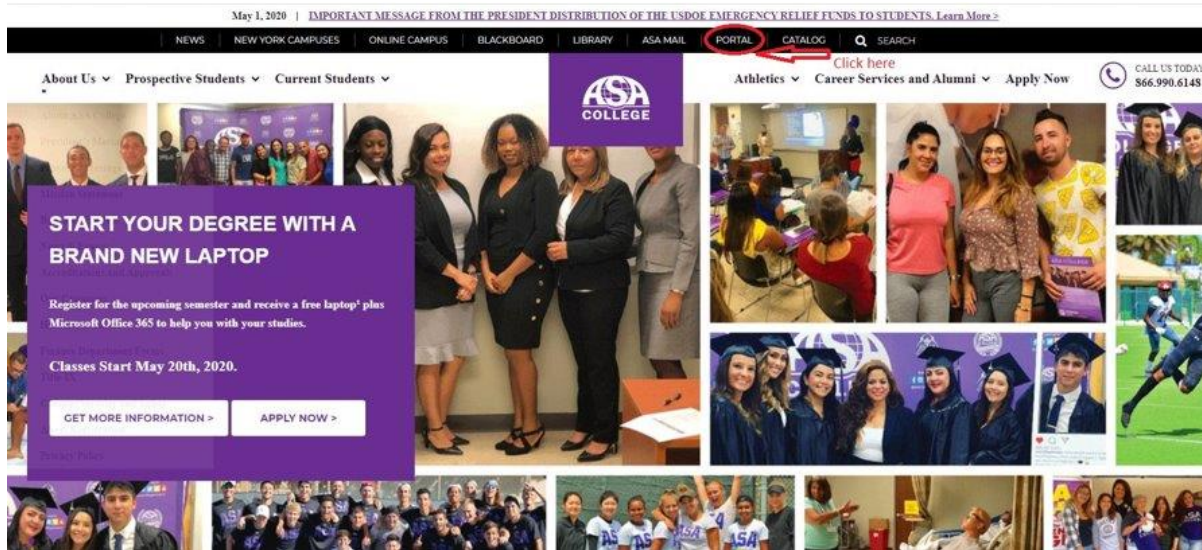
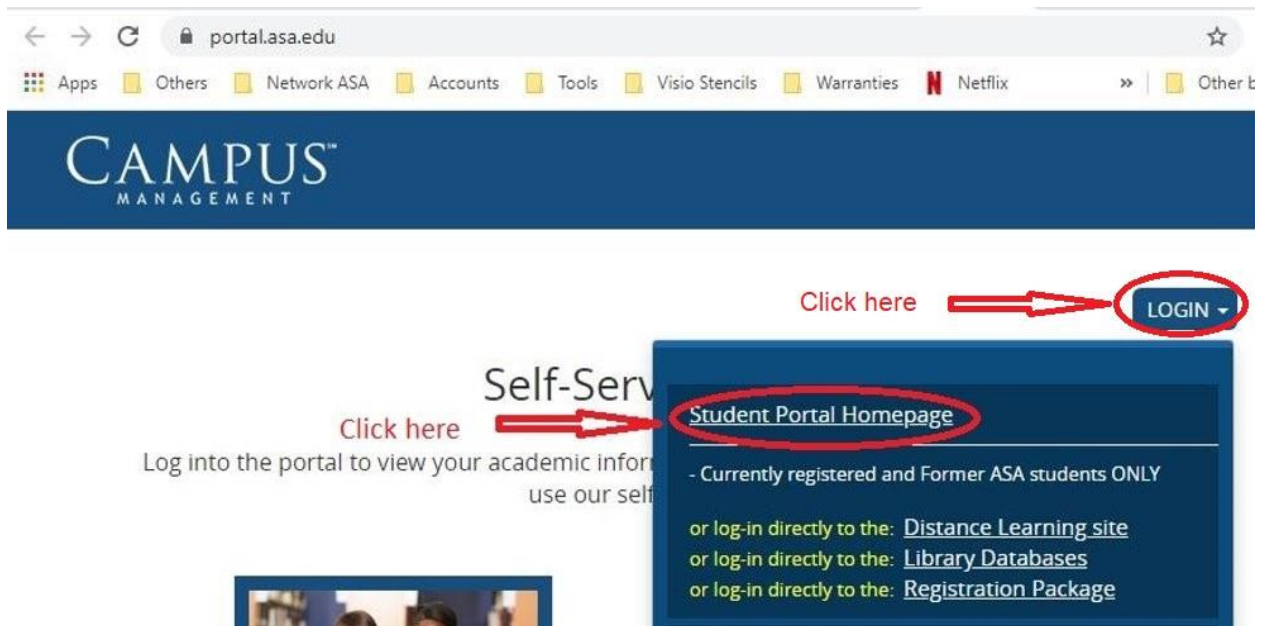


How to login in the Portal

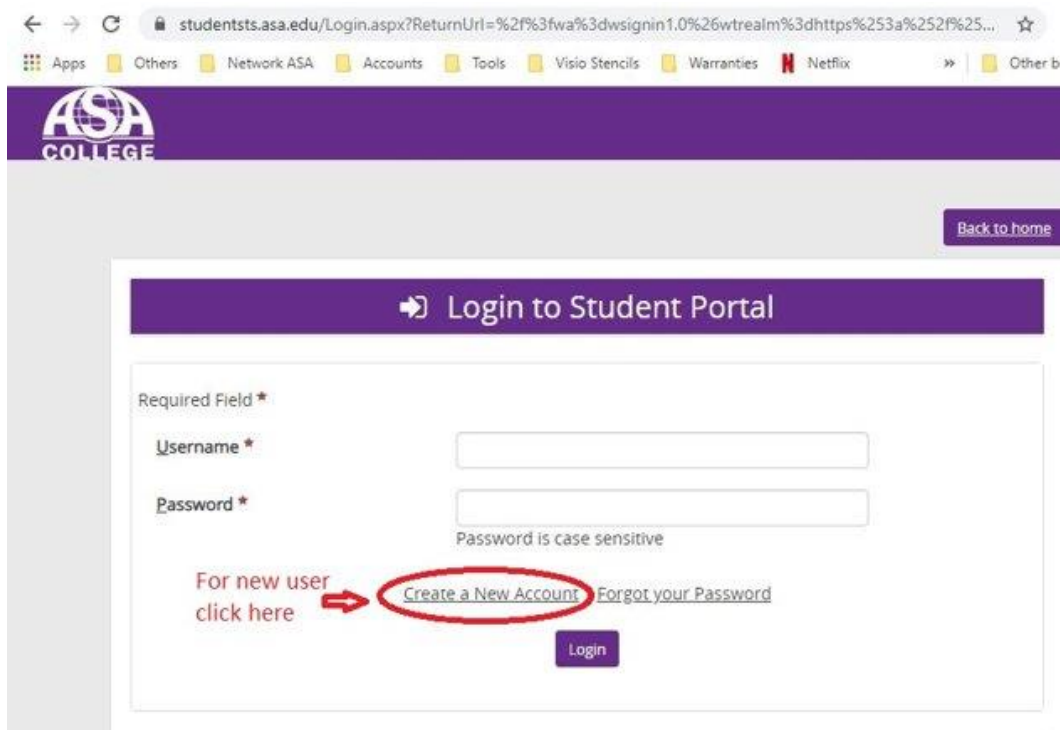
Open the ASA Home Page www.asa.edu and click in Portal Tap



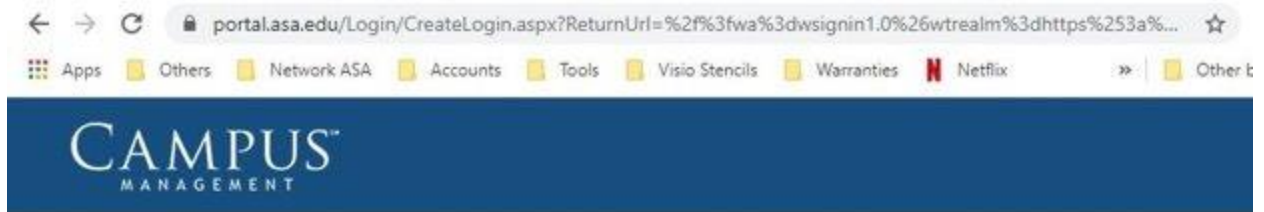
- Click in Login then on Student portal home page



- Click on "Create a new account" if you don't have one
If you already have an account input username and password



- Input Student ID, first name, last name and date of birth, then click "Next "



New Account Creation

To create your account, enter the following information.
Please, remember that all fields are case sensitive.

Required Field *

Social Security # 99999-999 ← Type here

Student ID

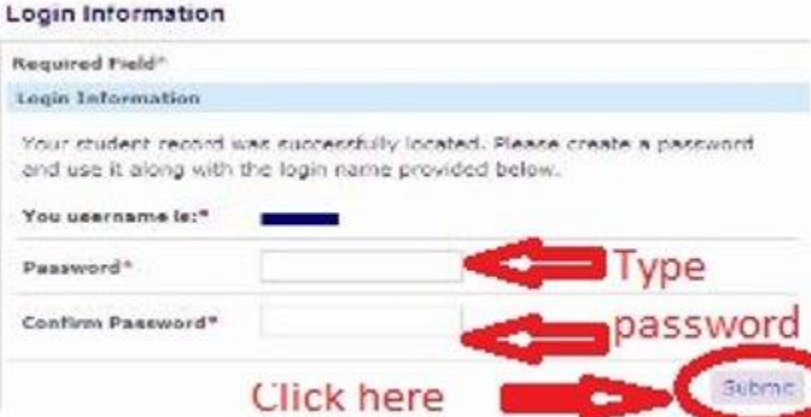
First Name * Johnny ← Type here

Last Name * Walker ← Type here

Place of Birth? * Miami ← Type here

 ← Click here

- You will be provided with a username and you must type a password and confirm it then click "Submit" (Please take a note of your username)



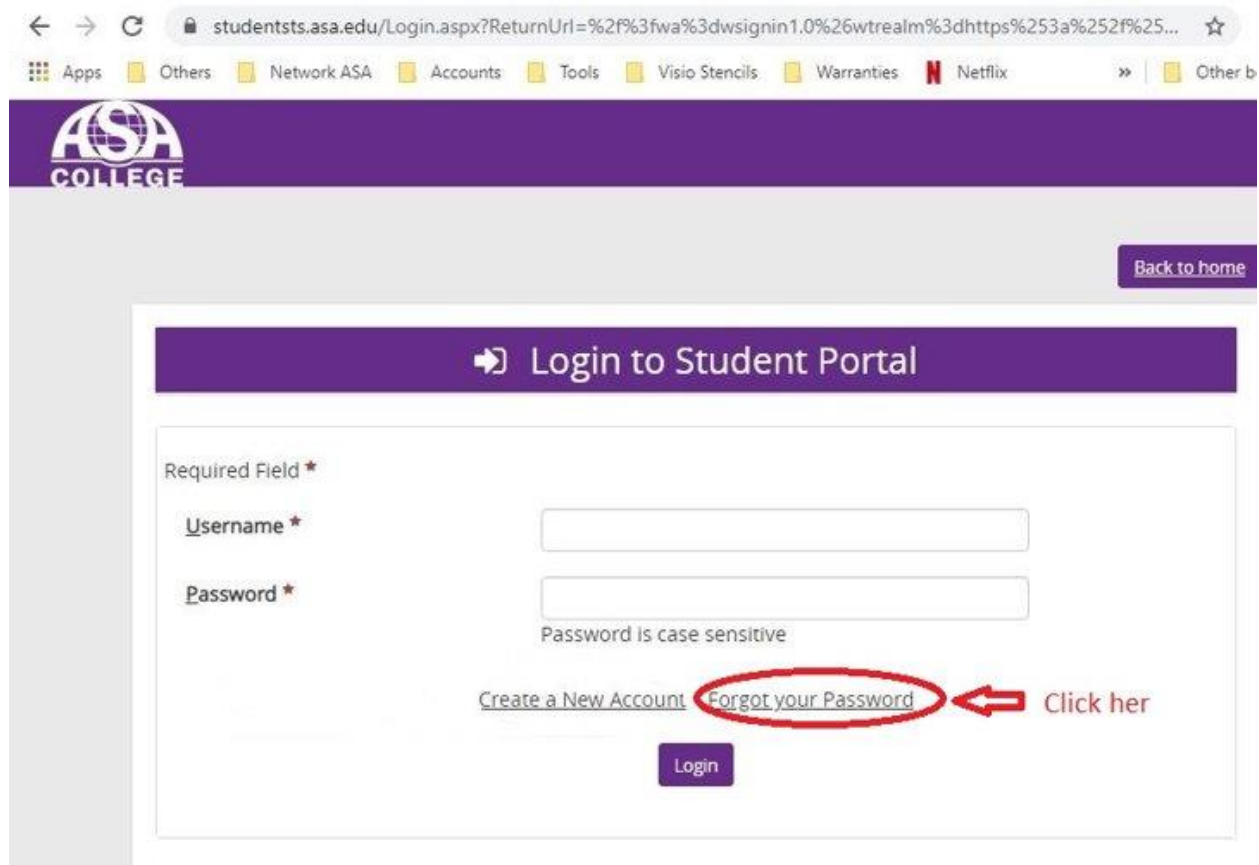
The image shows a web form titled "Login Information" with a "Required Field*" label. Below the title, a message states: "Your student record was successfully located. Please create a password and use it along with the login name provided below." The form contains three input fields: "You username is:*" (with a blue bar), "Password*" (with a red arrow pointing to it and the text "Type"), and "Confirm Password*" (with a red arrow pointing to it and the text "password"). At the bottom, there is a "Submit" button circled in red, with a red arrow pointing to it and the text "Click here".

- An email will be sent to your ASA email with the link activation, after you click on the activation link you will be able to do the portal login
- For any issue with The Portal send an email to portaladmin@asa.edu from your ASA email, please provide your student ID number, full name, and the issue's description

Example: I'm Johney Walker ID: 99999-999 I cannot login in the portal (email account not found)

- If you forgot your password use the option "Forgot your password"

Default user is the three first letter of your name and the four first letters of your last name



The screenshot shows a web browser window with the URL `studentsts.asa.edu/Login.aspx?ReturnUrl=%2f%3fwa%3dwsignin1.0%26wtrealm%3dhttps%253a%252f%25...`. The browser's taskbar shows several open applications: Apps, Others, Network ASA, Accounts, Tools, Visio Stencils, Warranties, Netflix, and Other b. The website header features the ASA College logo and a "Back to home" button. The main content area is titled "Login to Student Portal" and contains a login form. The form includes two required fields: "Username" and "Password". Below the password field, it states "Password is case sensitive". At the bottom of the form, there are two links: "Create a New Account" and "Forgot your Password". The "Forgot your Password" link is circled in red, and a red arrow points to it with the text "Click her". A "Login" button is located below the links.